

Workshop Patient Safety Indicator

Iwan Dwiprahasto (CEBU/MMR FK UGM) dan
Adi Utarini – MMR UGM

TO ERR IS HUMAN: BUILDING A BETTER HEALTH SYSTEM

Institute of Medicine - November 1999



- 2.9%-3.7% dari admisi rs mengalami adverse events
- 44,000-98,000 kematian/th
- \$17-29 billion
- 7000 kematian akibat medication errors

The Problem

Risk of death



100,000

41,200

20,100

10,700

5,100

50



STUDI DI UNIT ICU

- 97% medication error di ICU di 2 rumah sakit pendidikan di Indonesia
- 1.7 errors/patient/day di RS Pendidikan di Jerussalem

Self-Reported

- 85% anestesist di Canada pernah melakukan errors atau near-miss
- Fenomena “hanya 1 seumur hidup....” (kematian ibu bersalin, pelatihan bidan)

Apakah pelayanan kesehatan aman?

*Review 2405 sentinel events oleh JCAHO,
1995-29 Jan 2004*

2.570 pasien tercatat dalam sentinel events
1,935 (75%) diantaranya berakibat kematian

Empat Penyebab Utama:

- | | |
|------------------------------------|-----|
| - Pasien bunuh diri | 374 |
| - Komplikasi operasi/pasca operasi | 315 |
| - Operasi pada sisi yang keliru | 300 |
| - Medication error | 282 |

Medical Error di Pelayanan Primer



(Sandars & Esmail 2003)

- 5 – 80x dalam setiap 100,000 konsultasi
- Prescribing error: 11% dari total resep


PUSKESMAS (Utarini, 2000):

- Ketidaktepatan diagnosis: 67,2% pada malaria dan 59,1% pada tuberkulosis
- Treatment errors: 78% (ISPA) dan 87,7% (Diare)

James Reason's bottom line



Fallibility is part of the human condition




We can't change the human condition



We can change the conditions under which people work

Profesi kesehatan



■ Process Error

■ Knowledge-Skills
Error

Manajemen

Quality and Clinical Indicator

Mutu

Mutu Klinik

Safety



Pikirkan:

- Apa makanan favorit bapak ibu?
- Makanan tersebut terdapat di restoran favorit mana?
- Mengapa restoran tersebut favorit?

**Nyaman, murah,
cepat layanannya**

Makanan enak

Tidak keracunan



Indikator dapat juga dikembangkan dari dimensi mutu

Access

Efficacy

Efficiency

Safety

Appropriateness

Continuity of care

Technical competence

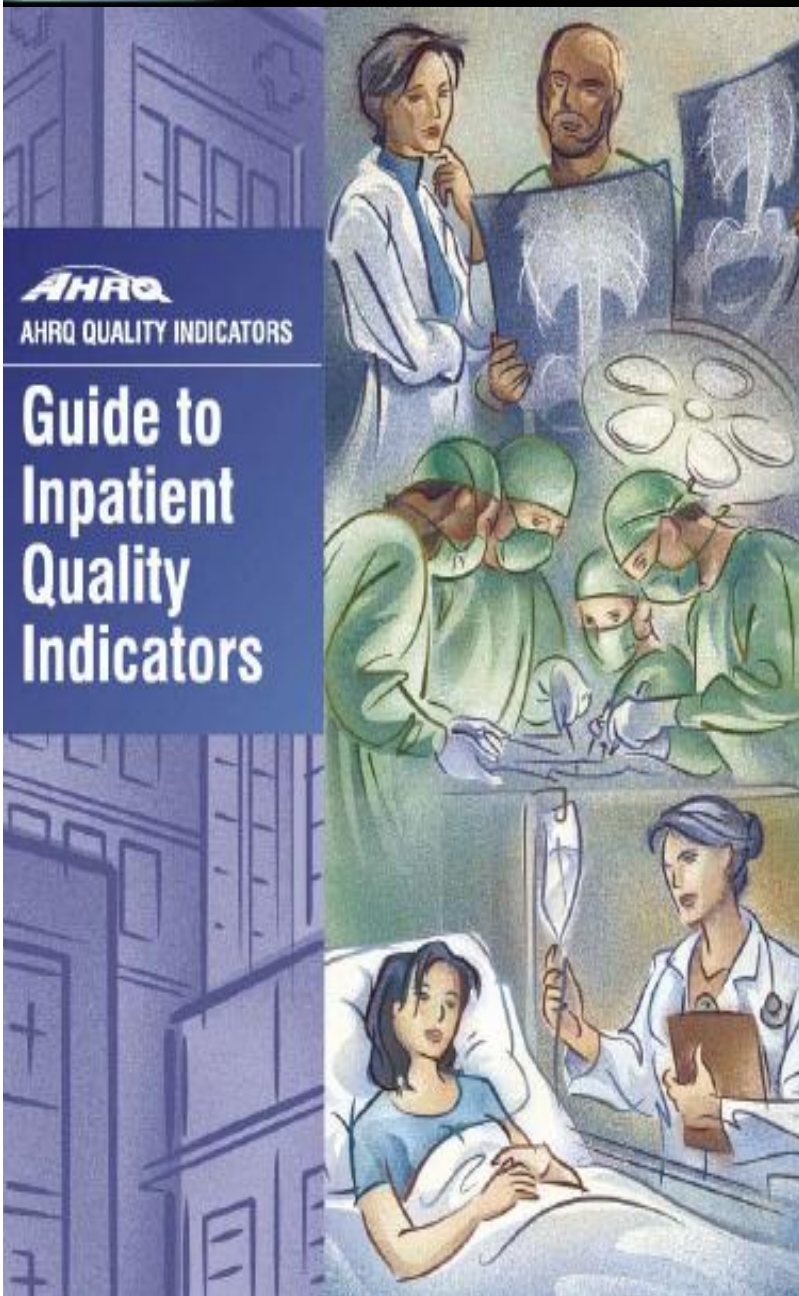
Amenities

Human relations

**Makan pagi terlambat
1 jam**

**Keterlambatan pada pasien
gastritis berat**

**Pasien puasa, jadwal
prosedur TACE mundur,
kompleksitas prosedur
meningkat karena gastritis**



- **VOLUME**: proxy, indirect measures of Q
- **MORTALITAS PROSEDUR TERTENTU**: prosedur yang bervariasi
- **MORTALITAS KONDISI TERTENTU**: kondisi yang bervariasi
- **UTILISASI PELAYANAN**: indikasi overuse, underuse, misuse

Volume Indicators

Esophageal resection volume

Pancreatic resection volume

Pediatric heart surgery volume

Abdominal aortic aneurysm (AAA) repair volume

Coronary artery bypass graft (CABG) volume

Percutaneous transluminal coronary angioplasty (PTCA) volume

Carotid endarterectomy (CEA) volume

Mortality Indicators for Inpatient Conditions

Acute myocardial infarction (AMI) mortality rate¹³

AMI mortality rate, without transfer cases

Congestive heart failure (CHF) mortality rate

Acute stroke mortality rate

Gastrointestinal hemorrhage mortality rate

Hip fracture mortality rate

Pneumonia mortality rate

Mortality Indicators for Inpatient Procedures

Esophageal resection mortality rate

Pancreatic resection mortality rate

Pediatric heart surgery mortality rate

AAA repair mortality rate

CABG mortality rate

PTCA mortality rate¹²

CEA mortality rate⁸

Craniotomy mortality rate

Hip replacement mortality rate

Utilization Indicators

Cesarean delivery rate

Primary Cesarean delivery rate

Vaginal birth after Cesarean (VBAC) rate⁸

VBAC rate, uncomplicated

Laparoscopic cholecystectomy rate

Incidental appendectomy in the elderly rate

Bilateral cardiac catheterization rate

Patient Safety Indicator

Manfaat standar kinerja

- **Perbaikan mutu yang dilakukan dapat dinilai dan dibandingkan**
- **Dapat dibandingkan antar sarana pelayanan/tenaga kesehatan berdasarkan indikator yang disepakati, shg ada saling tukar menukar informasi**
- **Peluang perbaikan lebih mudah dikenali**
- **Meningkatkan partisipasi dan komitmen tenaga kesehatan**
- **Meningkatkan pemahaman terhadap efektivitas intervensi, penyusunan SOP, dll.**

BEBERAPA INDIKATOR PATIENT SAFETY

Benda asing tertinggal
dlm tubuh pasien

9 per 100.000 tindakan invasif

Komplikasi akibat
anestesi

55 per 100.000 anestesi

Kejadian Decubitus

22,7 per 1.000 pasie rawat
inap > 4hari

Dehiscensi pasca
operasi

1,95 per 1.000 operasi

Accidental cut or
laceration

3,29 per 100.000 operasi

PENUTUP:

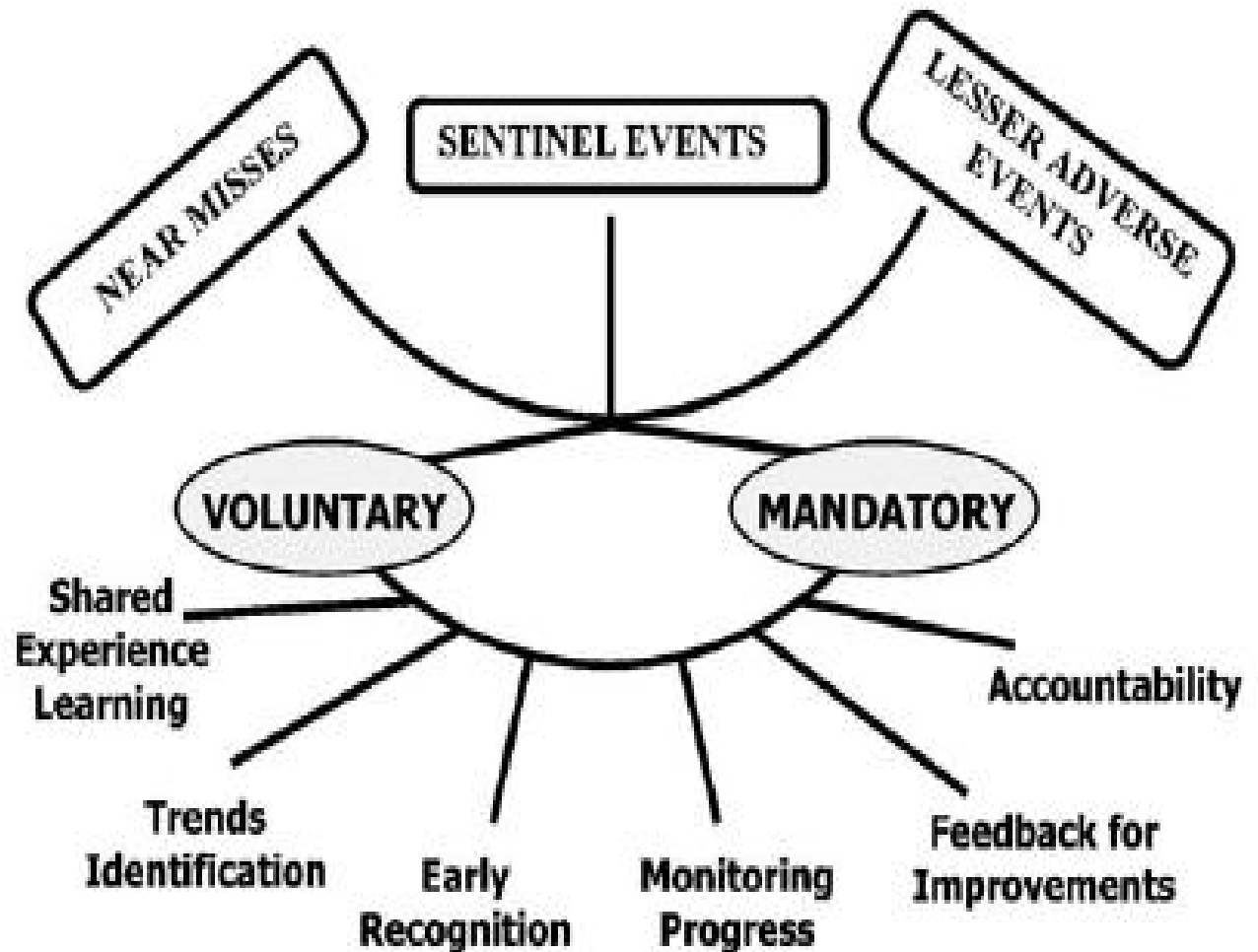


Fig. 3. Perceived benefits of an effective reporting system.

Inter-relations menuju Patient Safety

National patient safety surveillance



Walk safely...
Eat safely...

